



Starfish | Student Success Platform

SUNY NEW PALTZ

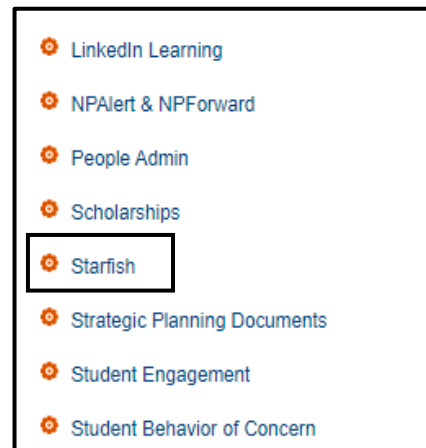
Review Your Success Plan

Welcome to Starfish® @ SUNY New Paltz!

Starfish is an easy-to-use tool that gives you the opportunity to connect with SUNY New Paltz on another level and help improve your success. Getting started is easy!

Log in Directions:


1. Sign in to my.newpaltz.edu.
2. Click “Starfish” Link under “Resources” (left-hand side).

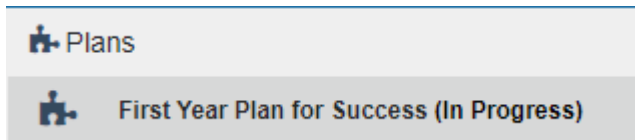


Review Your Success Plan

As a new SUNY New Paltz Student, your advisor has assigned you a Success Plan. This plan is designed to guide you as you navigate the orientation process and your first semester as a New Paltz student. Viewing your plan regularly will help you stay on track with achieving your goals and remind you of the places and people on campus who will help you achieve success!

To access your Success Plan, follow these steps:

1. From the hamburger menu , click **Plans**.
2. There you will find your **First Year Plan for Success**.



3. In this Success Plan, you will find numbered tasks (called **To-Do Items**) that you can follow to stay on track. As you complete the **To-Do** items, the to-do items are closed.
 - Your Advisor closes certain to-do items and you close certain to-do items.
4. View and update your **Contact Information**.
5. Double check that the **Time zone** selected matches your time zone. This time zone will be used when including appointment times in emails from Starfish.
6. Click the **Submit** or **Save Changes** button to save your changes.

